



COUNTRY REPORT INDONESIA

Incheon | 9 September 2025

www.iai.or.id | IG @iai_architect

Total Population 2025

284.43 million people

Population (% annual change) 2025

1.09 %

Labor Force 2025

145.77 million

GDP at current prices 2025

1,396,300.10 million US\$

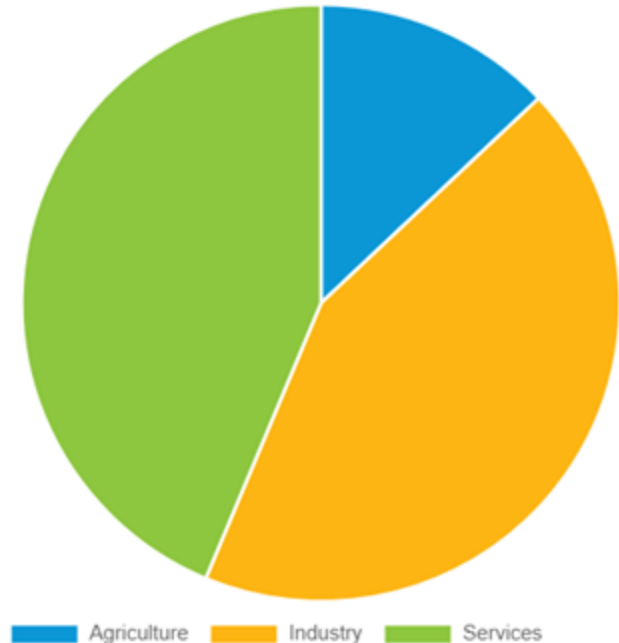
GDP (% annual change) 2025

5.2%

CPI (% annual change) 2025

1.87%

The Republic of Indonesia is a transcontinental unitary sovereign state, located primarily in Southeast Asia with certain territories in Oceania. It has a population of approximately **284 million people**, residing across **17,599 islands** and administratively divided into **38 provinces** and **514 municipalities**.



INDONESIA MAP DIAGRAM



INDONESIAN INSTITUTE OF ARCHITECTS IKATAN ARSITEK INDONESIA (IAI)

- The Indonesian Institute of Architects (Ikatan Arsitek Indonesia/IAI) is the sole professional organization for architects in Indonesia, as stipulated by the Indonesian Architect Act of 2017. Its principal mandate is to advance the social and legal standing of architects in the country, while safeguarding and fostering the sustainability of Indonesian architecture.
- IAI represents Indonesia as a full member of the International Union of Architects (UIA) and has been a member of the Architects Regional Council Asia (ARCASIA) since 1977.



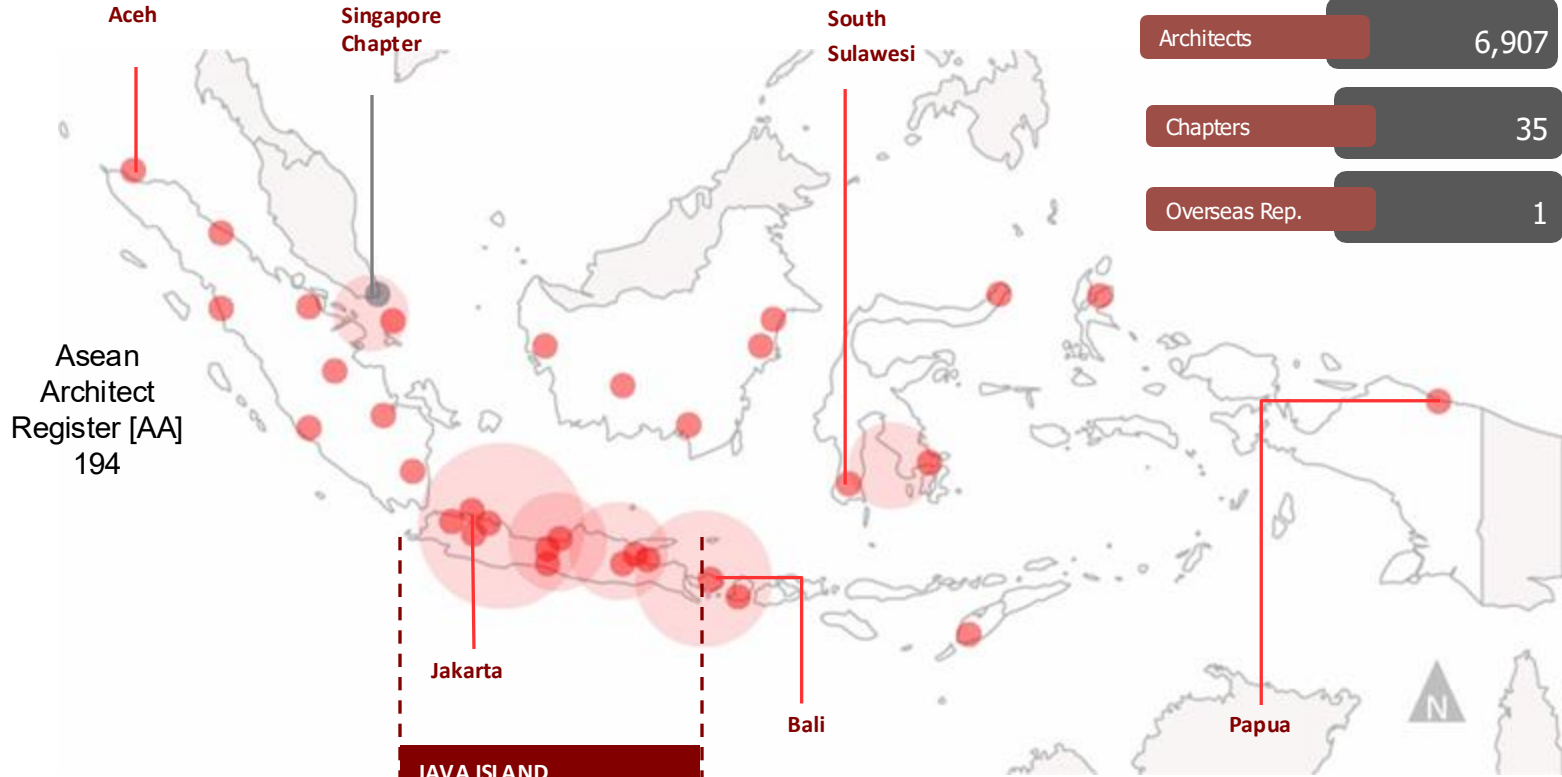
- | | |
|-----------------------------|-----------------------------------------------------|
| • Date of Establishment | 17 September 1959 |
| • President (2024-2027) | Ar. Georgius Budi Yulianto, IAI, AA |
| • Number of Member | 28.529 (by September 2025) |
| • Number of Reg. Architects | 6,907 (by September 2025) |
| • Regions and Chapters | 6 Regions, 35 Chapters, 1 Rep. Chapter in Singapore |



DISTRIBUTION OF IAI MEMBERS AND ARCHITECTS

As of September 2025

Total Members	28,529
Architects	6,907
Chapters	35
Overseas Rep.	1

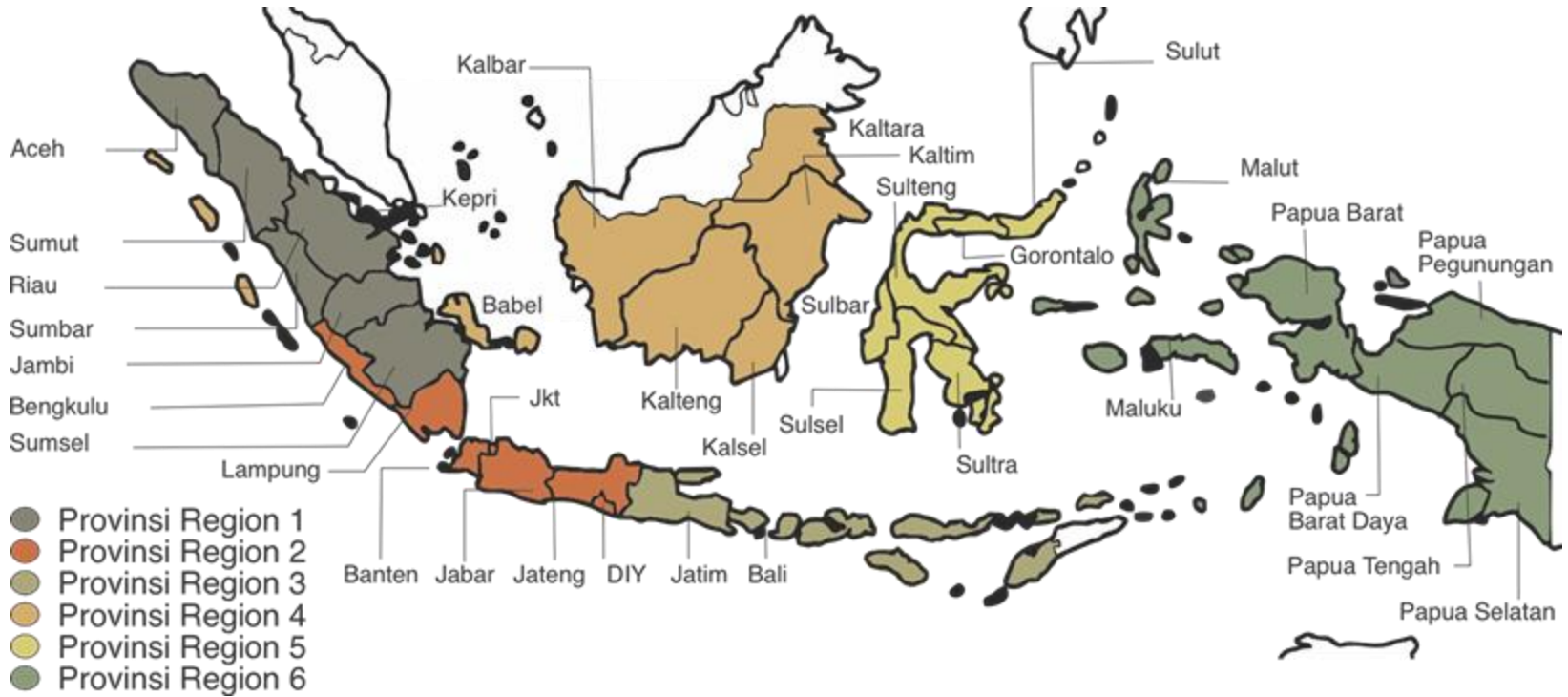


JAVA ISLAND
±17,700 Members
(62.04%)

ARCHITECT'S RATIO



IAI REGIONS



PROFESSIONAL REGISTRATION AND LICENSING PROCESSES



Registration process

Licensing process

Architectural Education

min. 5 years

4+1 (B.Arch + Prof.Arch)
4+2 (B. Arch+M.Arch by Des)

2 years work experience

Logged under a supervisor (employer) and an advisor committee (organize by IAI)

Professional Exam

By the Indonesian Architect's Council

Oral Exam to acquire IAI Recommendation for licensure in specific Province

Licensed Architect

Issued by Provincial Government

Architectural Higher Education Domain

199 Undergraduate Programs
21 Professional Programs
29 Master Programs
12 Doctoral Programs
9 Vocational Programs

IAI Domain (professional body)

DAI Domain (PRA – Architect's Council)

IAI Domain (professional body)

Government Domain (provincial)

CPD 200 points / 5 years

INDONESIAN ARCHITECTS COUNCIL

DEWAN ARSITEK INDONESIA (DAI)

The Indonesian Architects Council (DAI) was inaugurated by the Minister of Public Works and Public Housing on December 3, 2020 for 5 years period of service.

Legal Foundation:

- Law No. 6/2017 on Architects
- Law No.6/2023 on Work Procurement (*Omnibus Law*)
- Government Regulation No. 15/2021 on the Implementation of the Architects' Law

Role of DAI

The Council established by the Professional Organization with the duty and function of assisting the Central Government in the administration of the architectural profession.

Constitution of the Council

Panel of Experts consists of IAI's professional member, academicians, government official, and independent party will select 12 persons (9 will be appointed by the Minister):

6 Members from the Indonesian Institute of Architects

2 Members from the Indonesian Higher Education in Architecture

1 Member from the representative of the User of Architect's practice



DEWAN
ARSITEK
INDONESIA

Indonesian Board of Architects

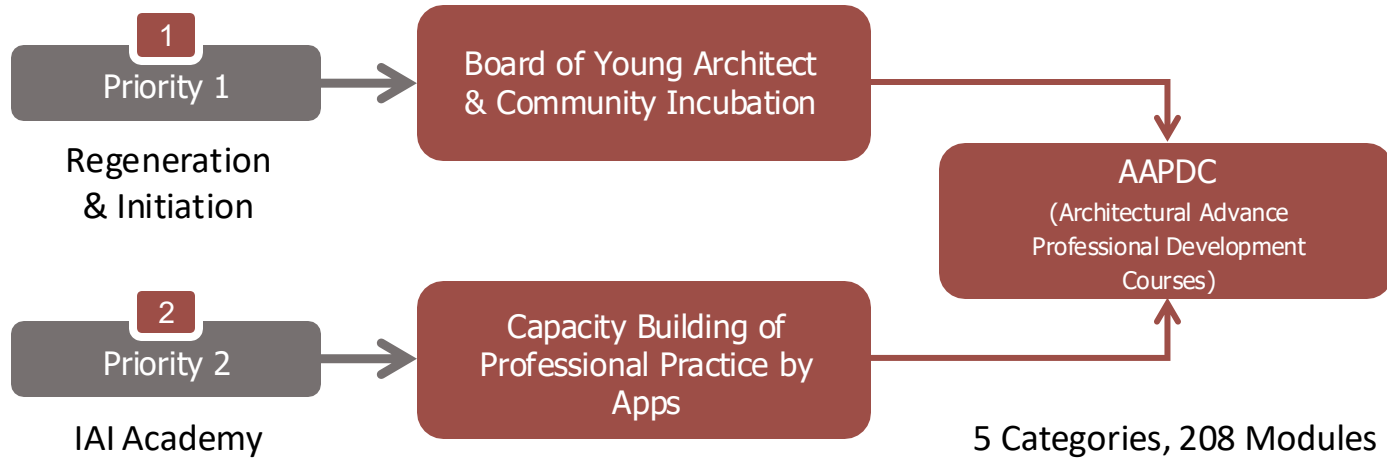


ARCHITECTURE EDUCATION IN INDONESIA

- There are currently **177** schools of architecture in Indonesia, of which **164** are members of the **Indonesian Association of Higher Education in Architecture (APTARI)**. The country follows a **five-year (4+1) architecture education system**, in alignment with UIA standards for architect registration.
- At present, **10** institutions are already implementing the 5-year (4+1) program, while an additional **36** have been accredited and are in the process of launching the program.
- In collaboration with the Indonesian Architects Council (DAI) and the government, IAI is administering an **Educational Equivalency Program**, which recognizes four years of professional practice as equivalent to one year of professional education. This transitional program will remain in effect only **until the end of 2025**.
- Furthermore, IAI is spearheading the establishment of the **Indonesian Architectural Education Board**, in partnership with the Board of Architects and the Association of Architectural Higher Education Institutions, fully operational by 2024.

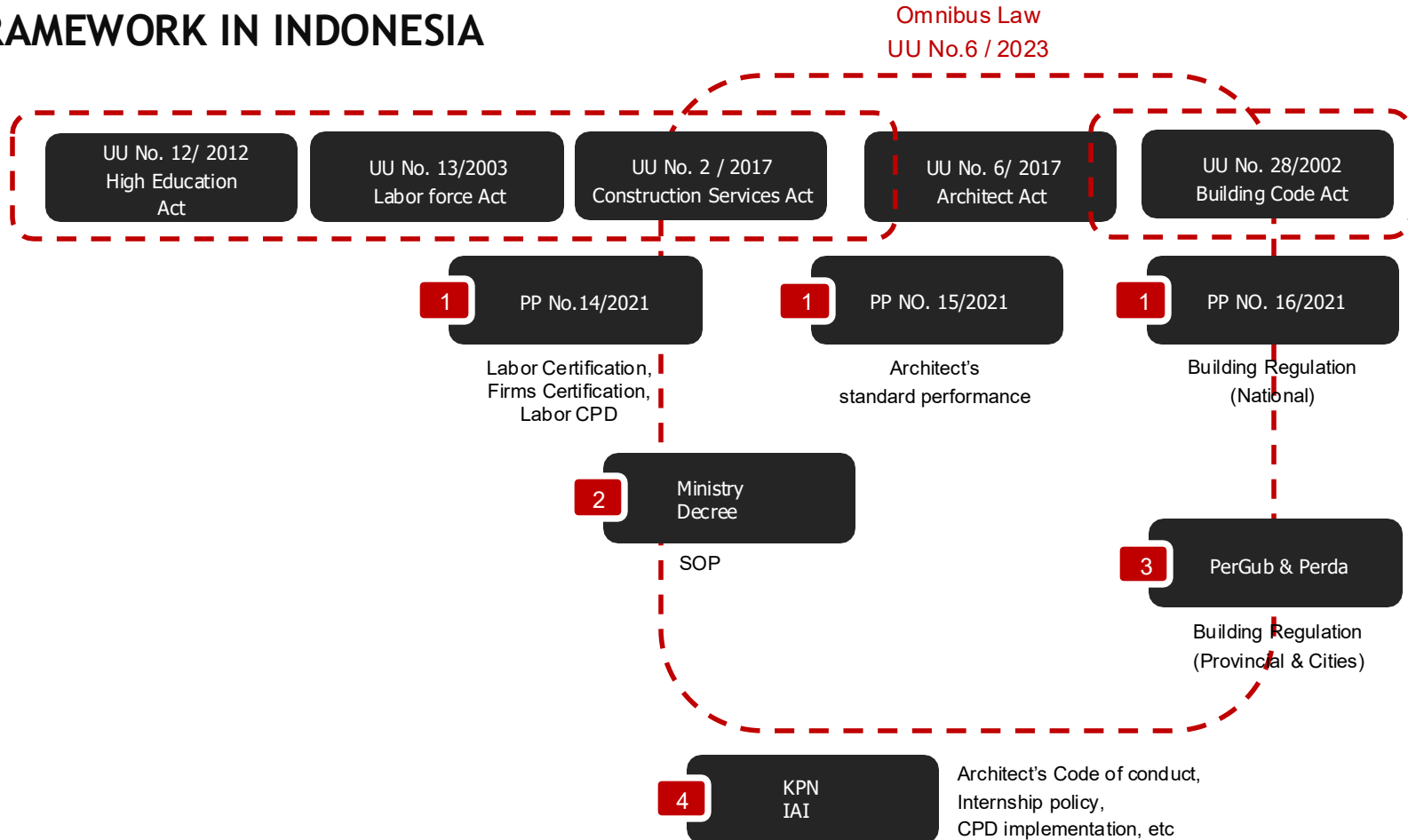


IAI'S 2024-2027 PRIORITY ON PROFESSIONAL PRACTICE



- 1 MA Management & Professional
- 2 Practice MB Building Types
- 3 MC Masterplanning
- 4 MD Conservation
- 5 ME IA as Professional Tools

CONFLICTING REGULATORY FRAMEWORK IN INDONESIA



IAI REGULAR EVENTS

NATIONAL CONGRESS / ANNUAL GENERAL MEETING

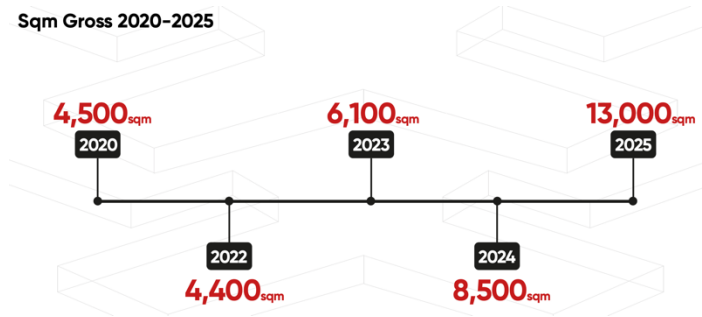
- IAI National Congress (Musyawarah Nasional) IAI is held every 3 (three) years;
- Annual General Meeting (Rapat Kerja) is held minimum once, on National Level (Rakernas) and Provincial Level (Rakerprov)



IAI REGULAR EVENTS ARCH:ID

ARCH:ID is IAI's biggest annual event and Indonesia's largest Architecture Exhibition, Trade Event and Conference.

Sqm Gross 2020-2025



IAI REGULAR EVENTS 4-NATION MEETING

- Coincides with ARCH:ID, Indonesia's largest Architecture Exhibition and Conference.
- Regular meetings of associations from 4 Nations: ASA of Thailand, IAI of Indonesia, PAM of Malaysia, and SIA of Singapore.
- Held in rotation among the 4 Nations, coinciding with each nation's biggest annual event.



IAI REGULAR EVENTS COMPETITIONS AND AWARDS



COMPETITION


- The Indonesian Institute of Architects has established a standard for architectural competitions, which has been developed over several years and is continuously updated. This framework is intended to ensure that such competitions yield optimal outcomes for owners and stakeholders, facilitating the selection of architectural ideas and designs that best serve the nation's needs.

AWARDS

- To recognize the achievements of Indonesian architects and to foster public appreciation for the field of architecture, the Indonesian Institute of Architects (IAI) established the tradition of the IAI Awards. First introduced by the IAI Council in the 1980s, the awards have continued to be held regularly up to the present day.

*IAI Awards Trophy designed by Rita Widagdo,
Indonesia's artist & sculptor*

COUNTRY REPORT | INDONESIA
2025





ASEAN ARCHITECTS CONGRESS 2023 MAKASSAR, SOUTH SULAWESI

COUNTRY REPORT | INDONESIA
2025



KEY ISSUES AND CHALLENGES IN INDONESIA

- **Legal and Professional Frameworks:** Managing the transition of the PRA, amending relevant laws and regulations, and strengthening certification, registration, licensing, and Continuing Professional Development (CPD) to ensure professional standards.
- **Data Management and IT Systems:** Developing a unified data system (IAI Satu Data) and robust IT platforms to manage member databases, portfolios, CPD records and activities, work experience logbooks, and internship tracking, forming the foundation for future institutional, member, and public services.
- **International Cross-Border Practice:** Addressing legal frameworks for foreign architectural practice in Indonesia, including contract standards, product and insurance requirements, fee guidelines, and best practices.

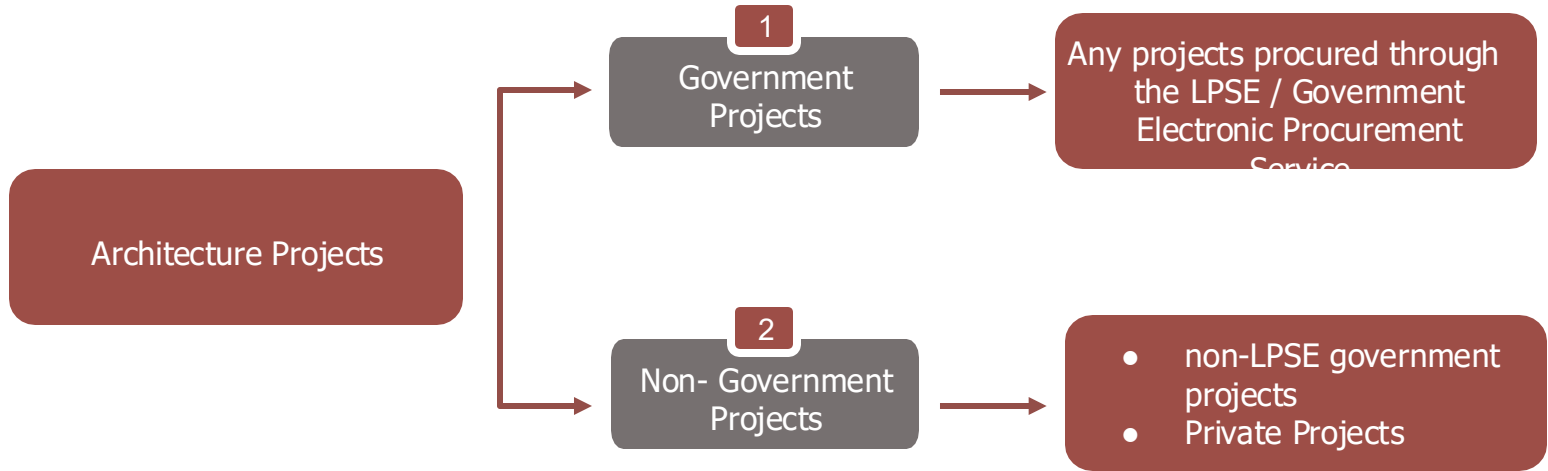
IAI Targets by 2025:

- 6,000 registered architects (achieved)
- 30 institutions running the five-year architecture education program
- An established and recognized CPD system with structured activities



Is the professional fees in Indonesia
competitive, or determined by
market forces?

ARCHITECTURE PROJECTS IN INDONESIA



3 METHODS OF CALCULATING ARCHITECT'S FEE IN INDONESIA



METHOD 1

Architect's Fee Tabulation

By Indonesian Institute
of Architects



METHOD 2

Technical Guide on Government Building Construction Services

By Ministry of Public
Works Indonesia



METHOD 3

Billing Rate for Consultation Services

By National Association of
Indonesian Consultants

3 METHODS OF CALCULATING ARCHITECT'S FEE IN INDONESIA



METHOD 1

Architect's Fee Tabulation

By Indonesian Institute
of Architects
(not updated since 2007)

Biaya Bangunan sampai		Kategori Bangunan				
		Khusus	Sosial	1	2	3
Kurang Rp	200 juta	Mengikuti Ketentuan dari Pemerintah yang berlaku	≤ 2,50%	6,50%	7,00%	8,00%
Rp	200 juta		2,50%	6,50%	7,00%	8,00%
Rp	2 milyar		2,50%	5,51%	5,90%	6,48%
Rp	4 milyar			4,78%	5,13%	5,60%
Rp	20 milyar			4,20%	4,52%	4,92%
Rp	40 milyar			3,71%	4,01%	4,38%
Rp	60 milyar			3,29%	3,58%	3,92%
Rp	80 milyar			2,92%	3,20%	3,52%
Rp	100 milyar			2,60%	2,88%	3,18%
Rp	120 milyar			2,32%	2,59%	2,88%
Rp	140 milyar			2,07%	2,34%	2,62%
Rp	160 milyar			1,86%	2,12%	2,39%
Rp	180 milyar			1,67%	1,98%	2,20%
Rp	200 milyar			1,51%	1,76%	2,03%
Rp	220 milyar			1,37%	1,62%	1,88%
Rp	240 milyar			1,25%	1,51%	1,76%
Rp	260 milyar			1,16%	1,41%	1,67%
Rp	280 milyar			1,09%	1,34%	1,59%
Rp	300 milyar			1,04%	1,29%	1,54%
Rp	500 milyar			1,00%	1,25%	1,50%
Lebih Rp	500 milyar		1,00%	1,25%	1,50%	

3 METHODS OF CALCULATING ARCHITECT'S FEE IN INDONESIA



METHOD 2

Technical Guide on Government Building Construction Services

By Ministry of Public
Works Indonesia

TABEL 3
PROSENTASE KOMPONEN BIAYA PEMBANGUNAN
BANGUNAN GEDUNG NEGARA KLASIFIKASI KHUSUS

BIAYA KONSTRUKSI FISIK (JUTA RP)	0	250	500	1,000	2,500	5,000	10,000	25,000	50,000	100,000	250,000	> 500,000
	sd 250	sd 500	sd 1,000	sd 2,500	sd 5,000	sd 10,000	sd 25,000	sd 50,000	sd 100,000	sd 250,000	sd 500,000	
KOMPONEN KEGIATAN	2	3	4	5	6	7	8	9	10	11	12	13
1 PERENCANAAN KONSTRUKSI (dalam %)	21.45	21.45 sd 18.04	18.04 sd 15.16	15.16 sd 12.87	12.87 sd 11.90	11.90 sd 10.35	10.35 sd 9.32	9.32 sd 6.90	6.90 sd 4.60	4.60 sd 2.96	2.96 sd 2.75	2.75
2 MANAJEMEN KONSTRUKSI (dalam %)	15.74	15.74 sd 13.23	13.23 sd 11.29	11.29 sd 9.64	9.64 sd 8.71	8.71 sd 7.56	7.56 sd 6.82	6.82 sd 4.60	4.60 sd 3.14	3.14 sd 2.90	2.90 sd 2.73	2.73
3 PENGELOLAAN KEGIATAN (dalam %)	16.00	16.00 sd 11.25	11.25 sd 7.75	7.75 sd 5.10	5.10 sd 3.35	3.35 sd 2.22	2.22 sd 1.42	1.42 sd 0.95	0.95 sd 0.64	0.64 sd 0.41	0.41 sd 0.28	0.28

3 METHODS OF CALCULATING ARCHITECT'S FEE IN INDONESIA



METHOD 3

Billing Rate for Consultation Services

By National Association of
Indonesian Consultants

Tabel 3-24
Remunerasi/Biaya Personil (Billing Rate) Tahun 2024
untuk Tenaga Ahli (Professional) Nasional berpendidikan S1/S2/S3 Tanpa SKK
dalam rangka Undangan Pelelangan Nasional (NCB)
Berdasarkan Pengalaman Profesi yang setara (comparable experiences) ¹⁾

PROVINSI DKI JAKARTA
Indeks = 1,000

TENAGA AHLI TANPA SKK DAN TAHUN PENGALAMAN	REMUNERASI/BIAYA PERSONIL (RUPIAH PER BULAN)		
	S1/Setara	S2/Setara	S3/Setara
1	30.200.000	39.700.000	
2	32.100.000	41.700.000	
3	26.000.000	34.000.000	43.700.000
4	27.550.000	35.900.000	45.700.000
5	29.100.000	37.750.000	47.700.000
6	30.650.000	39.650.000	49.700.000
7	32.200.000	41.550.000	51.700.000
8	33.700.000	43.450.000	53.700.000
9	35.250.000	45.350.000	55.700.000
10	36.800.000	47.250.000	57.700.000
11	38.350.000	49.150.000	59.700.000
12	39.900.000	51.050.000	61.700.000
13	41.450.000	52.950.000	63.650.000
14	43.000.000	54.850.000	65.600.000
15	44.500.000	56.750.000	67.600.000
16	46.050.000	58.650.000	69.600.000
17	47.600.000	60.550.000	71.600.000
18	49.150.000	62.400.000	73.600.000
19	50.650.000	64.300.000	75.600.000
20	52.200.000	66.200.000	77.600.000
21	53.750.000	68.100.000	79.600.000
22	55.300.000	70.000.000	81.600.000
23	56.850.000	71.900.000	83.600.000
24	58.350.000	73.800.000	85.600.000
25	59.900.000	75.700.000	87.600.000

¹⁾ Referensi Remunerasi/Biaya Personil (Billing Rate) Minimal Tahun 2024 (Benchmarking DKI Jakarta dengan Indeks = 1,000).

²⁾ S1 dengan pengalaman kurang dari 3 tahun dianggap Sub Professional (lihat Tabel 4-24)

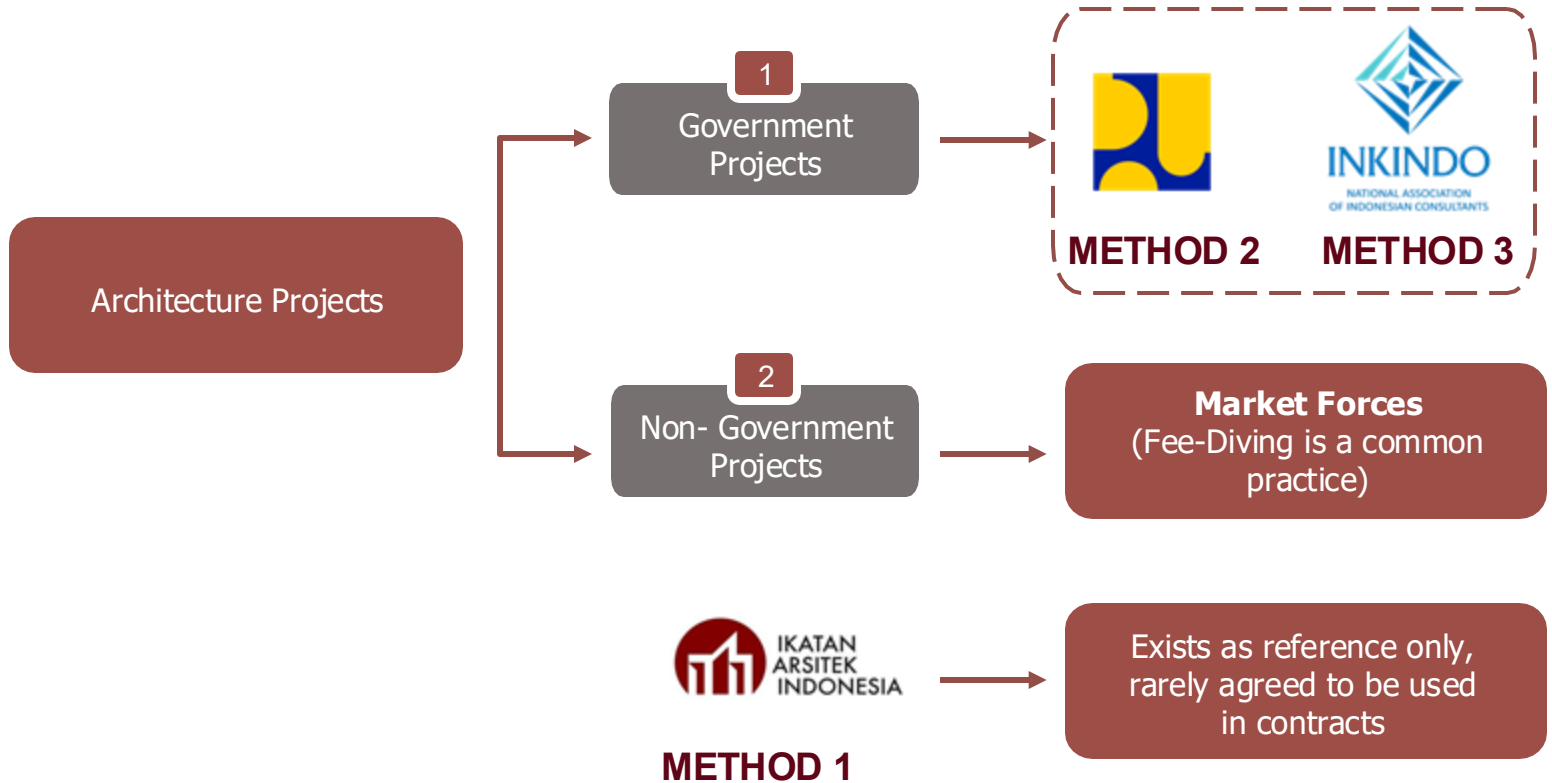
Tabel 2-24
Remunerasi/Biaya Personil (Billing Rate) Tahun 2024
untuk Tenaga Ahli (Professional) Nasional berpendidikan S1/S2/S3 dengan SKK
dalam rangka Undangan Pelelangan Nasional (NCB)
Berdasarkan Pengalaman Profesi yang setara (comparable experiences) ¹⁾

PROVINSI DKI JAKARTA
Indeks = 1,000

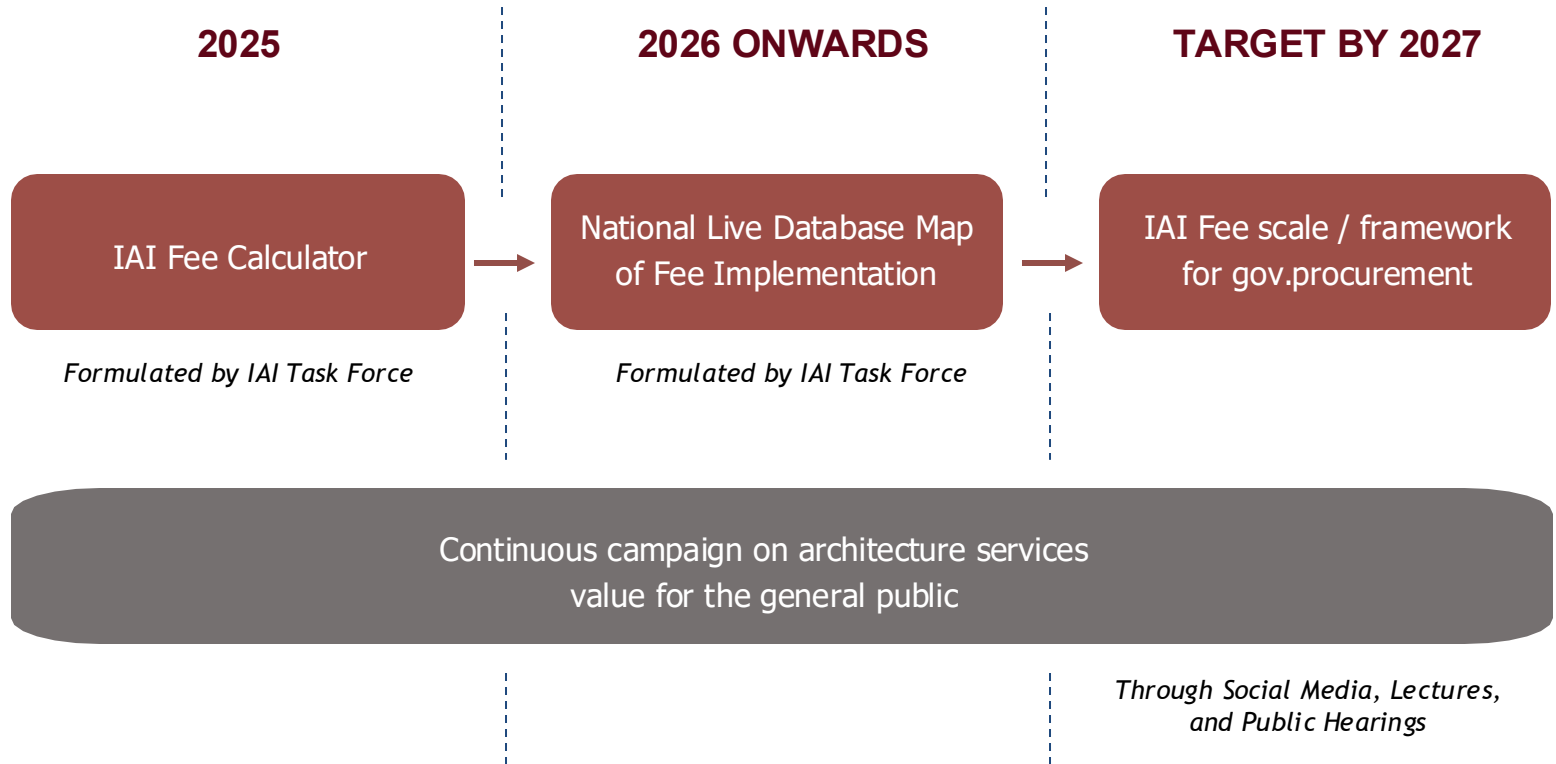
KUALIFIKASI TENAGA AHLI DENGAN SKK DAN TAHUN PENGALAMAN	REMUNERASI/BIAYA PERSONIL (RUPIAH PER BULAN)																									
	S1/Setara	S2/Setara	S3/Setara																							
AHLI MUDA ▶																										
	1	2	3																							
	2	27.550.000	35.900.000																							
	1	3	29.100.000																							
	2	4	30.650.000																							
	3	5	32.200.000																							
AHLI MADIYA ▶																										
	1	2	3	4	5	6	7	8	9	10	11	12	13	14	15	16	17	18	19	20	21	22	23	24	25	
	2	5	7	35.250.000	45.350.000	55.700.000																				
	3	6	8	36.800.000	47.250.000	57.700.000																				
	4	7	9	38.350.000	49.150.000	59.700.000																				
	5	8	10	39.900.000	51.050.000	61.700.000																				
	6	9	11	41.450.000	52.950.000	63.650.000																				
	7	10	12	43.000.000	54.850.000	65.600.000																				
	8	11	13	44.500.000	56.750.000	67.600.000																				
	9	12	14	46.050.000	58.650.000	69.600.000																				
	10	13	15	47.600.000	60.550.000	71.600.000																				
	11	14	16	49.150.000	62.400.000	73.600.000																				
	12	15	17	50.650.000	64.300.000	75.600.000																				
	13	16	18	52.200.000	66.200.000	77.600.000																				
	14	17	19	53.750.000	68.100.000	79.600.000																				
	15	18	20	55.300.000	70.000.000	81.600.000																				
	16	19	21	56.850.000	71.900.000	83.600.000																				
	17	20	22	58.350.000	73.800.000	85.600.000																				
	18	21	23	59.900.000	75.700.000	87.600.000																				
	19	22	24	61.450.000	77.600.000	89.600.000																				
	20	23	25	63.000.000	79.500.000	91.600.000																				

¹⁾ Referensi Remunerasi/Biaya Personil (Billing Rate) Minimal Tahun 2024 (Benchmarking DKI Jakarta dengan Indeks = 1,000).

ACTUAL IMPLEMENTATION OF ARCHITECT'S FEE IN INDONESIA



IAI ROADMAP TOWARDS A FAIR FEE PRACTICE IN INDONESIA





Unite for Professional Integrity

ARCASIA members must stand together to protect the value of architectural services and fight against unfair fee practices.



Track, Share, Advocate

IAI urges ARCASIA members to build a live database of architectural fee practices, turning collective knowledge into leverage for fair practice in every member country.

COUNTRY REPORT | INDONESIA
2025



Thank you
감사합니다



picture source: pexels

EXTERNAL REFERENCES

- [1] www.constructionplusasia.com
- [2] www.kabarbanten.com
- [3] <https://www.bps.go.id/indicator/12/1975/1/jumlah-penduduk-pertengahan-tahun.html>
- [4] <https://ice-indonesia.com/en/gallery/arch-id>
- [5] www.antarafoto.com
- [6] <https://www.bps.go.id/statictable/2014/02/18/1276/persentase-penduduk-daerah-perkotaan-menurut-provinsi-2010-2035.html>
- [7] www.rm.id
- [8] <https://jai.or.id>
- [9] <https://indonesiadesign.com/story/booth-designs-at-arch-id-2022>
- [10] <https://www.bps.go.id/indicator/12/1976/1/laju-pertumbuhan-penduduk.html>
- [11] <https://www.bps.go.id/indicator/12/1886/1/jumlah-penduduk-hasil-proyeksi-menurut-provinsi-dan-jenis-kelamin.html>